







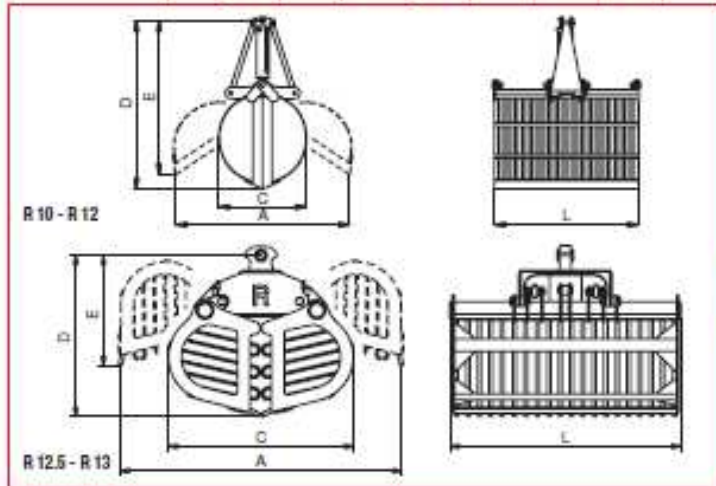


-  CESTE PER MOVIMENTAZIONE BIETOLE E MATERIALI DIVERSI
-  GRABS FOR BEETS' AND DIFFERENT MATERIALS' HANDLING
-  BENNES POUR LA MANIPULATION DES BETTERAVES ET DES MATÉRIAUX DIFFÉRENTS
-  GREIFER FÜR RÖBEN - UND VERSCHIEDENEN MATERIALUMSCHLAG
-  CESTAS PARA REMOLACHA Y MATERIALES DIVERSOS

| | | |
|---|---|---------------------------------------|
|  | PESO ESCAVATORE EXCAVATOR WEIGHT POIDS DE LA PELLE BAGGER GEWICHTSKLASSE | 4t-9t R 10-R 12 9t-25t R 12.5-R 13 |
|---|---|---------------------------------------|

| | | |
|---|--|---------------------|
|  | PORTATA GRU A BRACCIO SFILATO CRANE CAPACITY AT THE BOOM END CAPACITE GRUE A ALLONGEMENT MAXI TRAGKRAFT ENDE KRANAUFLAGER | 0.7t-2.5t R 10-R 12 |
|---|--|---------------------|

| MODELLO • MODEL MODELE • MODELL | | R 10 | R 12 | R 12.5 | R 13/ 1300 | R 13/ 1500 | R 13/ 1700 | R 13/ 2250 | R 13/ 3000 |
|--|-----------------|------|------|--------|---------------|---------------|---------------|---------------|---------------|
| PESO • WEIGHT POIDS • GEWICHT | Kg | 320 | 250 | 500 | 900 | 930 | 960 | 1500 | 1700 |
| CAPACITÀ • CAPACITY CAPACITÉ • INHALT | dm ³ | 500 | 500 | 800 | 1050 | 1200 | 1350 | 2250 | 3000 |
| PRESS. • PRESS. PRESS. • DRUCK | Bar | 200 | 200 | 250 | 250 | 250 | 250 | 250 | 250 |
| DIMENSIONI SIZES DIMENSIONS ABMESSUNGEN | A | 1460 | 1460 | 1850 | 2450 | 2450 | 2450 | 2620 | 2620 |
| | C | 760 | 760 | 1210 | 1300 | 1300 | 1300 | 1730 | 1730 |
| | D | 1430 | 1430 | 1060 | 1400 | 1400 | 1400 | 1510 | 1510 |
| | E | 1330 | 1330 | 780 | 1000 | 1000 | 1000 | 1030 | 1030 |
| | L | 1250 | 1250 | 1500 | 1280 | 1480 | 1680 | 1820 | 2460 |
| | | | | | | | | | |



R 10



R 12



R12.5 - R13

